



LOCAL GOVT SERVICES

2015 JUL -1 P 12:16

RECEIVED

2016



Woodbridge Redevelopment Agency
(name)

Authority Budget

<http://www.twp.woodbridge.nj.us/Departments/BoardsandCommissions/RedevelopmentAgency/tabid/318/Default.aspx>

(Authority Web Address)

Department Of



Community
Affairs

Division of Local Government Services

2016 AUTHORITY BUDGET

Certification Section

2016

Woodbridge Redevelopment Agency
(Name)

AUTHORITY BUDGET

FISCAL YEAR: FROM July 1, 2015 TO June 30, 2016

For Division Use Only

CERTIFICATION OF APPROVED BUDGET

It is hereby certified that the approved Budget made a part hereof complies with the requirements of law and the rules and regulations of the Local Finance Board, and approval is given pursuant to N.J.S.A. 40A:5A-11.

*State of New Jersey
Department of Community Affairs
Director of the Division of Local Government Services*

By: *C.M. Zepnick* Date: *6/9/15*

CERTIFICATION OF ADOPTED BUDGET

It is hereby certified that the adopted Budget made a part hereof has been compared with the approved Budget previously certified by the Division, and any amendments made thereto. This adopted Budget is certified with respect to such amendments and comparisons only.

*State of New Jersey
Department of Community Affairs
Director of the Division of Local Government Services*

By: *Christina M. Zepnick* Date: *7/13/15*

2016 PREPARER'S CERTIFICATION


Woodbridge Redevelopment Agency (Name)

AUTHORITY BUDGET

FISCAL YEAR: FROM: July 1, 2015 TO: June 30, 2016

It is hereby certified that the Authority Budget, including both the Annual Budget and the Capital Budget/Program annexed hereto, represents the members of the governing body's resolve with respect to statute in that: all estimates of revenue are reasonable, accurate and correctly stated; all items of appropriation are properly set forth; and in itemization, form and content, the budget will permit the exercise of the comptroller function within the Authority.

It is further certified that all proposed budgeted amounts and totals are correct. Also, I hereby provide reasonable assurance that all assertions contained herein are accurate and all required schedules are completed and attached.

Preparer's Signature:			
Name:	Heather LaMotta		
Title:	Secretary		
Address:	Woodbridge Redevelopment Agency One Main Street Woodbridge, NJ, 07095		
Phone Number:	732-602-6006	Fax Number:	732-602-6016
E-mail address	heather.lamotta@twp.woodbridge.nj.us		

2016 APPROVAL CERTIFICATION


Woodbridge Redevelopment Agency (Name)

AUTHORITY BUDGET

FISCAL YEAR: FROM: July 1, 2015 TO: June 30, 2016

It is hereby certified that the Authority Budget, including all schedules appended hereto, are a true copy of the Annual Budget and Capital Budget/Program approved by resolution by the governing body of the Woodbridge Redevelopment Agency, at an open public meeting held pursuant to N.J.A.C. 5:31-2.3, on the 5th day of May, 2015.

It is further certified that the recorded vote appearing in the resolution represents not less than a majority of the full membership of the governing body thereof.

Officer's Signature:			
Name:	Heather LaMotta		
Title:	Secretary		
Address:	Woodbridge Redevelopment Agency One Main Street Woodbridge, NJ, 07095		
Phone Number:	732-602-6006	Fax Number:	732-602-6016
E-mail address	heather.lamotta@twp.woodbridge.nj.us		

INTERNET WEBSITE CERTIFICATION

Authority's Web Address:	http://www.twp.woodbridge.nj.us/Departments/BoardsandCommissions/RedevelopmentAgency/tabid/318/Default.aspx
--------------------------	---

All authorities shall maintain either an Internet website or a webpage on the municipality's or county's Internet website. The purpose of the website or webpage shall be to provide increased public access to the authority's operations and activities. N.J.S.A. 40A:5A-17.1 requires the following items to be included on the Authority's website at a minimum for public disclosure. Check the boxes below to certify the Authority's compliance with N.J.S.A. 40A:5A-17.1.

- A description of the Authority's mission and responsibilities
- Commencing with 2014, the budgets for the current fiscal year and immediately preceding two prior years
- The most recent Comprehensive Annual Financial Report (Unaudited) or similar financial information
- Commencing with 2012, the annual audits of the most recent fiscal year and immediately two prior years
- The Authority's rules, regulations and official policy statements deemed relevant by the governing body of the authority to the interests of the residents within the authority's service area or jurisdiction
- Notice posted pursuant to the "Open Public Meetings Act" for each meeting of the Authority, setting forth the time, date, location and agenda of each meeting
- Beginning January 1, 2013, the approved minutes of each meeting of the Authority including all resolutions of the board and their committees; for at least three consecutive fiscal years
- The name, mailing address, electronic mail address and phone number of every person who exercises day-to-day supervision or management over some or all of the operations of the Authority
- A list of attorneys, advisors, consultants and any other person, firm, business, partnership, corporation or other organization which received any remuneration of \$17,500 or more during the preceding fiscal year for any service whatsoever rendered to the Authority.

It is hereby certified by the below authorized representative of the Authority that the Authority's website or webpage as identified above complies with the minimum statutory requirements of N.J.S.A. 40A:5A-17.1 as listed above. A check in each of the above boxes signifies compliance.

Name of Officer Certifying compliance

Caroline Ehrlich

Title of Officer Certifying compliance

Executive Director

Signature



2016 AUTHORITY BUDGET RESOLUTION

Woodbridge Redevelopment Agency

(Name)

FISCAL YEAR: FROM: July 1, 2015 TO: June 30, 2016

WHEREAS, the Annual Budget and Capital Budget for the Woodbridge Redevelopment Agency for the fiscal year beginning, July 1, 2015 and ending, June 30, 2016 has been presented before the governing body of the Woodbridge Redevelopment Agency at its open public meeting of May 5, 2015; and

WHEREAS, the Annual Budget as introduced reflects Total Revenues of \$ 205,100 , Total Appropriations, including any Accumulated Deficit if any, of \$ 262,900 and Total Unrestricted Net Position utilized of \$ 57,800 ; and

WHEREAS, the Capital Budget as introduced reflects Total Capital Appropriations of \$2,600,000 and Total Unrestricted Net Position planned to be utilized as funding thereof, of \$-0-; and


WHEREAS, the schedule of rates, fees and other charges in effect will produce sufficient revenues, together with all other anticipated revenues to satisfy all obligations to the holders of bonds of the Authority, to meet operating expenses, capital outlays, debt service requirements, and to provide for such reserves, all as may be required by law, regulation or terms of contracts and agreements; and

WHEREAS, the Capital Budget/Program, pursuant to N.J.A.C. 5:31-2, does not confer any authorization to raise or expend funds; rather it is a document to be used as part of the said Authority's planning and management objectives. Specific authorization to expend funds for the purposes described in this section of the budget, must be granted elsewhere; by bond resolution, by a project financing agreement, by resolution appropriating funds from the Renewal and Replacement Reserve or other means provided by law.

NOW, THEREFORE BE IT RESOLVED, by the governing body of the Woodbridge Redevelopment Agency, at an open public meeting held on that the Annual Budget, including all related schedules, and the Capital Budget/Program of the Woodbridge Redevelopment Agency for the fiscal year beginning, July 1, 2015 and ending, June 30, 2016 is hereby approved; and

BE IT FURTHER RESOLVED, that the anticipated revenues as reflected in the Annual Budget are of sufficient amount to meet all proposed expenditures/expenses and all covenants, terms and provisions as stipulated in the said Authority's outstanding debt obligations, capital lease arrangements, service contracts, and other pledged agreements; and

BE IT FURTHER RESOLVED, that the governing body of the Woodbridge Redevelopment Agency will consider the Annual Budget and Capital Budget/Program for adoption on June 10, 2015.


 (Secretary's Signature)

May 5, 2015
 (Date)

Governing Body Member:	Recorded Vote			
	Aye	Nay	Abstain	Absent
John Ur	✓			
Robert Gillespie	✓			
Hope Ann Kondrk	✓			
Laura Kohut	✓			
Hon. Richard Dalina	✓			
Henry Haidacher	✓			
Michelle Charmello				✓


2016 ADOPTION CERTIFICATION

Woodbridge Redevelopment Agency (Name)

AUTHORITY BUDGET

FISCAL YEAR: **FROM:** July 1, 2015 **TO:** June 30, 2016

It is hereby certified that the Authority Budget and Capital Budget/Program annexed hereto is a true copy of the Budget adopted by the governing body of the Woodbridge Redevelopment Agency, pursuant to N.J.A.C. 5:31-2.3, on the 23rd day of, June, 2015.

Officer's Signature:			
Name:	Heather LaMotta		
Title:	Secretary		
Address:	Woodbridge Redevelopment Agency One Main Street Woodbridge, NJ, 07095		
Phone Number:	732-602-6006	Fax Number:	732-602-6016
E-mail address	heather.lamotta@twp.woodbridge.nj.us		

2016 ADOPTED BUDGET RESOLUTION

Woodbridge Redevelopment Agency (Name) AUTHORITY

FISCAL YEAR: FROM: July 1, 2015 TO: June 30, 2016

WHEREAS, the Annual Budget and Capital Budget/Program for the Woodbridge Redevelopment Agency for the fiscal year beginning July 1, 2015 and ending, June 30, 2016 has been presented for adoption before the governing body of the Woodbridge Redevelopment Agency at its open public meeting of June 23, 2015; and

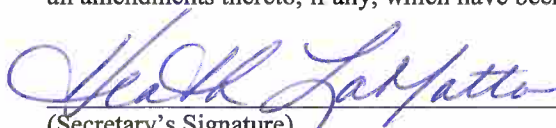
WHEREAS, the Annual Budget and Capital Budget as presented for adoption reflects each item of revenue and appropriation in the same amount and title as set forth in the introduced and approved budget, including all amendments thereto, if any, which have been approved by the Director of the Division of Local Government Services; and

WHEREAS, the Annual Budget as presented for adoption reflects Total Revenues of \$ 205,100 , Total Appropriations, including any Accumulated Deficit, if any, of \$ 262,900 and Total Unrestricted Net Position utilized of \$ 57,800 ; and

WHEREAS, the Capital Budget as presented for adoption reflects Total Capital Appropriations of \$2,600,000 and Total Unrestricted Net Position planned to be utilized of \$-0-; and

NOW, THEREFORE BE IT RESOLVED, by the governing body of Woodbridge Redevelopment Agency , at an open public meeting held on June 23, 2015 that the Annual Budget and Capital Budget/Program of the Woodbridge Redevelopment Agency for the fiscal year beginning, July 1, 2015 and, ending, June 30, 2016 is hereby adopted and shall constitute appropriations for the purposes stated; and

BE IT FURTHER RESOLVED, that the Annual Budget and Capital Budget/Program as presented for adoption reflects each item of revenue and appropriation in the same amount and title as set forth in the introduced and approved budget, including all amendments thereto, if any, which have been approved by the Director of the Division of Local Government Services.



 (Secretary's Signature)

_____ June 23, 2015 _____
 (Date)

Governing Body Member:	Recorded Vote			
	Aye	Nay	Abstain	Absent
John Ur	✓			
Robert Gillespie				✓
Hope Ann Kondrk	✓			
Laura Kohut				✓
Hon. Richard Dalina	✓			
Henry Haidacher	✓			
Michelle Charmello				✓

2016 AUTHORITY BUDGET

Narrative and Information Section

2016 AUTHORITY BUDGET MESSAGE & ANALYSIS

Woodbridge Redevelopment Agency

(Name)

AUTHORITY BUDGET

FISCAL YEAR: FROM: July 1, 2015 TO: June 30, 2016

Answer all questions below. Attach additional pages and schedules as needed.

1. Complete a brief statement on the 2016 proposed Annual Budget and make comparison to the 2014 adopted budget for each operation. Explain any variances over +/-10% for each line item by operation. Explanations of variances should include a description of the reason for the increase/decrease in the budgeted line item, not just an indication of the amount and percent of the change. Attach any supporting documentation that will help to explain the reason for the increase/decrease in the budgeted line item. For example, if anticipated service charges have increased 15% due to an increase in rates, provide a copy of the resolution authorizing the rate increase.
2. Complete a brief statement on the impact the proposed Annual Budget will have on Anticipated Revenues, especially service charges and on the general purpose/component unit financial statements. Explain significant increases or decreases, if any. An increase or decrease is considered significant if it is over +/-10% from the current year adopted budget.
3. Describe the state of the local/regional economy and how it may impact the proposed Annual Budget, including the planned Capital Budget/Program.
4. Describe the reasons for utilizing Unrestricted Net Position in the proposed Annual Budget, i.e. rate stabilization, debt service reduction, to balance the budget, etc. If the Authority's budget anticipates a use of Unrestricted Net Position, this question must be answered.
5. Identify any sources of funds transferred to the County/Municipality as a budget subsidy or a shared service and explain the reason for the transfer (i.e.: to balance the County/Municipality budget, etc.).
6. The proposed budget must not reflect an anticipated deficit from 2016 operations. If there exists an accumulated deficit from prior years' budgets (and funding is included in the proposed budget as a result of a prior deficit) explain the funding plan to eliminate said deficit (N.J.S.A. 40A:5A-12). If the Authority has a net deficit reported in its most recent audit, it must provide a deficit reduction plan in response to this question.
7. Attach a schedule of the Authority's existing rate structure (connection fees, parking fees, service charges, etc.) and a schedule of the proposed rate structure for the upcoming fiscal year. Explain any proposed changes in the rate structure and attach the resolution approving the change in the rate structure, if applicable.
8. Attach a copy of the Authority's most recent Annual Operating Data submission to the Municipal Securities Rulemaking Board's Electronic Municipal Marketplace Access (EMMA) under the Authority's Continuing Disclosure Agreements for any debt issuances outstanding. Examples of Annual Operating Data may include sewer and water billings; parking rents and collections; number of customers; number of available parking spaces; etc. See Local Finance Notice 2014-9 for more information.

WOODBIDGE REDEVELOPMENT AGENCY
2016 BUDGET
Page N-1 addendum

1. The proposed 2016 budget represents a minor increase of \$8,266 (or 3.2%) when compared to the 2015 budget.
2. (a) 2016 Other Operating Revenues – decreased by \$45,000 (or 45%) when compared to the 2015 budget. Related to Administrative Fees anticipated in 2015 which will not repeat in 2016.

(b) 2016 Non-Operating Revenues – increased by \$99,900 (or 199%) when compared to the 2015 budget. Primarily due to an increase in local subsidies.
3. The proposed 2016 budget will have no impact on the local economy.
4. Unrestricted Net Position in the amount of \$57,800 is utilized to balance the proposed 2016 budget.
5. Woodbridge Township will contribute \$150,000 to the Redevelopment Agency in 2016, an increase of \$100,000 (or 200%) when compared to the 2015 budget.
6. There is no deficit in the proposed 2015 budget.
7. Not Applicable
8. Not Applicable – the Agency has no outstanding bonds.

AUTHORITY CONTACT INFORMATION

2016

Please complete the following information regarding this Authority. All information requested below must be completed.

Name of Authority:	Woodbridge Redevelopment Agency		
Address:	Woodbridge Redevelopment Agency One Main Street		
City, State, Zip:	Woodbridge	NJ	07095
Phone: (ext.)	732-602-6015	Fax:	732-602-6016

Preparer's Name:	Heather LaMotta		
Preparer's Address:	Woodbridge Redevelopment Agency One Main Street		
City, State, Zip:	Woodbridge	NJ	07095
Phone: (ext.)	732-602-6006	Fax:	732-602-6016
E-mail:	heather.lamotta@twp.woodbridge.nj.us		

Chief Executive Officer:	Caroline Ehrlich		
Phone: (ext.)	732-602-6015	Fax:	732-602-6016
E-mail:	caroline.ehrlich@twp.woodbridge.nj.us		

Chief Financial Officer:	Rose Ruvolo		
Phone: (ext.)	732-602-4500 x 4532	Fax:	
E-mail:	rose.ruvolo@twp.woodbridge.nj.us		

Name of Auditor:	Gary Higgins		
Name of Firm:	Lerch, Vinci, & Higgins, LLP		
Address:	17-17 Route 208		
City, State, Zip:	Fair Lawn	NJ	07410
Phone: (ext.)	201-791-7100	Fax:	201-791-3035
E-mail:	ghiggins@lvhcpa.com		

AUTHORITY INFORMATIONAL QUESTIONNAIRE

Woodbridge Redevelopment Agency

(Name)

FISCAL YEAR: FROM: July 1, 2015 TO: June 30, 2016

Answer all questions below completely and attach additional information as required.

- 1) Provide the number of individuals employed in calendar year 2013 as reported on the Authority's Form W-3, Transmittal of Wage and Tax Statements: 0
- 2) Provide the amount of total salaries and wages for calendar year 2013 as reported on the Authority's Form W-3, Transmittal of Wage and Tax Statements: 0
- 3) Provide the number of regular voting members of the governing body: 7
- 4) Provide the number of alternate voting members of the governing body: 0
- 5) Did any person listed on Page N-4 have a family or business relationship with any other person listed on Page N-4 during the current fiscal year? No If "yes," attach a description of the relationship including the names of the individuals involved and their positions at the Authority.
- 6) Did all individuals that were required to file a Financial Disclosure Statement for the current fiscal year because of their relationship with the Authority file the form as required? Yes If "no," provide a list of those individuals who failed to file a Financial Disclosure Statement and an explanation as to the reason for their failure to file.
- 7) Does the Authority have any amounts receivable from current or former commissioners, officers, key employees or highest compensated employees? No If "yes," attach a list of those individuals, their position, the amount receivable, and a description of the amount due to the Authority.
- 8) Was the Authority a party to a business transaction with one of the following parties:
 - a. A current or former commissioner, officer, key employee, or highest compensated employee? No
 - b. A family member of a current or former commissioner, officer, key employee, or highest compensated employee? No
 - c. An entity of which a current or former commissioner, officer, key employee, or highest compensated employee (or family member thereof) was an officer or direct or indirect owner? NoIf the answer to any of the above is "yes," attach a description of the transaction including the name of the commissioner, officer, key employee, or highest compensated employee (or family member thereof) of the Authority; the name of the entity and relationship to the individual or family member; the amount paid; and whether the transaction was subject to a competitive bid process.
- 9) Did the Authority during the most recent fiscal year pay premiums, directly or indirectly, on a personal benefit contract? A personal benefit contract is generally any life insurance, annuity, or endowment contract that benefits, directly or indirectly, the transferor, a member of the transferor's family, or any other person designated by the transferor. No If "yes," attach a description of the arrangement, the premiums paid, and indicate the beneficiary of the contract.
- 10) Explain the Authority's process for determining compensation for all persons listed on Page N-4. Include whether the Authority's process includes any of the following: 1) review and approval by the commissioners or a committee thereof; 2) study or survey of compensation data for comparable positions in similarly sized entities; 3) annual or periodic performance evaluation; 4) independent compensation consultant; and/or 5) written employment contract. Attach narrative.#1 Review and approval of Commissioners by annual resolution – No compensation.
- 11) Did the Authority pay for meals or catering during the current fiscal year? No If "yes," attach a detailed list of all meals and/or catering invoices for the current fiscal year and provide an explanation for each expenditure listed.
- 12) Did the Authority pay for travel expenses for any employee or individual listed on Page N-4? No If "yes," attach a detailed list of all travel expenses for the current fiscal year and provide an explanation for each expenditure listed.

**AUTHORITY INFORMATIONAL QUESTIONNAIRE
(CONTINUED)**

Woodbridge Redevelopment Agency
(Name)

FISCAL YEAR: FROM: July 1, 2015 TO: June 30, 2016

- 13) Did the Authority provide any of the following to or for a person listed on Page N-4 or any other employee of the Authority:
- a. First class or charter travel No
 - b. Travel for companions No
 - c. Tax indemnification and gross-up payments No
 - d. Discretionary spending account No
 - e. Housing allowance or residence for personal use No
 - f. Payments for business use of personal residence No
 - g. Vehicle/auto allowance or vehicle for personal use No
 - h. Health or social club dues or initiation fees No
 - i. Personal services (i.e.: maid, chauffeur, chef) No
- If the answer to any of the above is "yes," attach a description of the transaction including the name and position of the individual and the amount expended.*
- 14) Did the Authority follow a written policy regarding payment or reimbursement for expenses incurred by employees and/or commissioners during the course of Authority business and does that policy require substantiation of expenses through receipts or invoices prior to reimbursement? Yes *If "no," attach an explanation of the Authority's process for reimbursing employees and commissioners for expenses.*
- 15) Did the Authority make any payments to current or former commissioners or employees for severance or termination? No *If "yes," attach explanation including amount paid.*
- 16) Did the Authority make any payments to current or former commissioners or employees that were contingent upon the performance of the Authority or that were considered discretionary bonuses? No *If "yes," attach explanation including amount paid.*
- 17) Did the Authority comply with its Continuing Disclosure Agreements for all debt issuances outstanding by submitting its audited annual financial statements, annual operating data, and notice of material events to the Municipal Securities Rulemaking Board's Electronic Municipal Marketplace Access (EMMA) as required? N/A *If "no," attach a description of the Authority's plan to ensure compliance with its Continuing Disclosure Agreements in the future.*
- 18) Did the Authority receive any notices from the Department of Environmental Protection or any other entity regarding maintenance or repairs required to the Authority's systems to bring them into compliance with current regulations and standards that it has not yet taken action to remediate? No *If "yes," attach explanation as to why the Authority has not yet undertaken the required maintenance or repairs and describe the Authority's plan to address the conditions identified.*
- 19) Did the Authority receive any notices of fines or assessments from the Department of Environmental Protection or any other entity due to noncompliance with current regulations (i.e.: sewer overflow, etc.)? No *If "yes," attach a description of the event or condition that resulted in the fine or assessment and indicate the amount of the fine or assessment.*

**AUTHORITY SCHEDULE OF COMMISSIONERS, OFFICERS, KEY EMPLOYEES,
HIGHEST COMPENSATED EMPLOYEES AND INDEPENDENT CONTRACTORS**

Woodbridge Redevelopment Agency

(Name)

FISCAL YEAR: FROM: July 1, 2015 TO: June 30, 2016

Complete the attached table for all persons required to be listed per #1-4 below.

- 1) List all of the Authority's current commissioners and officers and amount of compensation from the Authority and any other public entities as defined below. Enter zero if no compensation was paid.
- 2) List all of the Authority's key employees and highest compensated employees other than a commissioner or officer as defined below and amount of compensation from the Authority and any other public entities.
- 3) List all of the Authority's former officers, key employees and highest compensated employees who received more than \$100,000 in reportable compensation from the Authority and any other public entities during the most recent fiscal year completed.
- 4) List all of the Authority's former commissioners who received more than \$10,000 in reportable compensation from the Authority and any other public entities during the most recent fiscal year completed.

Commissioner: A member of the governing body of the authority with voting rights. Include alternates for purposes of this schedule.

Officer: A person elected or appointed to manage the authority's daily operations at any time during the year, such as the chairperson, vice-chairperson, secretary, or treasurer. For the purposes of this schedule, treat the authority's top management official and top financial official as officers. A member of the governing body may be both a commissioner and an officer for the purposes of this schedule.

Key employee: An employee or independent contractor of the authority (other than a commissioner or officer) who meets both of the following criteria:

- a) The individual received reportable compensation from the authority and all related entities in excess of \$150,000 for the most recent fiscal year completed; and
- b) The individual has responsibilities or influence over the authority as a whole or has power to control or determine 10% or more of the authority's capital expenditures or operating budget.

Highest compensated employee: One of the five highest compensated employees or independent contractors of the authority other than current commissioners, officers, or key employees whose aggregate reportable compensation from the authority and related entities is greater than \$100,000 for the most recent fiscal year completed.

Compensation: All forms of cash and non-cash payments or benefits provided in exchange for services, including salaries and wages, bonuses, severance payments, deferred payments, retirement benefits, fringe benefits, and other financial arrangements or transactions such as personal vehicles, meals, housing, personal and family education benefits, below-market loans, payment of personal or family travel, entertainment, and personal use of the Authority's property. Compensation includes payments and other benefits provided to both employees and independent contractors in exchange for services.

Reportable compensation: The aggregate compensation that is reported (or is required to be reported) on Form W-2, box 1 or 5, whichever amount is greater, and/or Form 1099-MISC, box 7, for the most recent calendar year ended 60 days before the start of the proposed budget year. For example, for fiscal years ending December 31, 2016, the calendar year 2014 W-2 and 1099 should be used (60 days prior to start of budget year is November 1, 2016, with 2015 being the most recent calendar year ended), and for fiscal years ending June 30, 2016, the calendar year 2015 W-2 and 1099 should be used (60 days prior to start of budget year is May 1, 2016, with 2015 being the most recent calendar year ended).

Other Public Entity: Any municipality, county, local authority, fire district, or other government unit, regardless of whether it is related in any way to the Authority either by function or by physical location.

Authority Schedule of Commissioners, Officers, Key Employees, Highest Compensated Employees and Independent Contractors (Continued)

For the Period July 1, 2015 to June 30, 2016
WOODBRIDGE REDEVELOPMENT AGENCY

Name	Title	Average Hours per Week Dedicated to Position	Position	Reportable Compensation from Authority (W-2/ 1099)			Estimated amount of other compensation from Authority (health benefits, pension, etc.)	Names of Other Public Entities where Individual is an Employee or Member of the Governing Body	Positions held at Other Public Entities Listed in Column O in Column Q	Average Hours per Week Dedicated to Positions at Other Public Entities Listed in Column O in Column Q	Reportable Compensation from Other Public Entities (W-2/ 1099)	Estimated amount of other compensation from Other Public Entities (health benefits, pension, payment in lieu of health benefits, etc.)	Total Compensation All Public Entities										
				Base Salary/ Stipend	Bonus	Other (auto allowance, expense account, payment in lieu of health benefits, etc.)																	
1 Henry Haidacher	Chairperson	2.5	X																				
2 Robert Gillespie	Vice-Chairperson	1	X																				
3 Richard Dalina	Commissioner	1	X																				
4 Richard Dalina	(Continued)																						
5 Michele Chaimel	Commissioner	1	X																				
6 Hope Ann Kondrk	Commissioner	1	X																				
7 John Ur	Commissioner	1	X																				
8 Laura Kohut	Commissioner	1	X																				
9																							
10																							
11																							
12																							
13																							
14																							
15																							
Total:											\$	\$	\$	\$	\$	\$	\$	\$	\$	\$	\$	\$	\$

Enter the total number of employees/ independent contractors who received more than \$100,000 in total reportable compensation for the most recent fiscal year completed:

Schedule of Health Benefits - Detailed Cost Analysis

WOODBRIDGE REDEVELOPMENT AGENCY
 For the Period July 1, 2015 to June 30, 2016

	# of Covered Members (Medical & Rx)		Annual Cost Estimate per Employee Proposed Budget		# of Covered Members (Medical & Rx) Current Year		Annual Cost per Employee Current Year		Total Current Year Cost		% Increase (Decrease)	
	Proposed Budget	Actual	Proposed Budget	Actual	Current Year	Actual	Current Year	Actual	Year Cost	Year Cost	Year Cost	(Decrease)
Active Employees - Health Benefits - Annual Cost												
Single Coverage	None		#VALUE!		#VALUE!		\$		#VALUE!		#VALUE!	#VALUE!
Parent & Child			-		-		-		-		-	#DIV/0!
Employee & Spouse (or Partner)			-		-		-		-		-	#DIV/0!
Family			-		-		-		-		-	#DIV/0!
Employee Cost Sharing Contribution (enter as negative -)												#DIV/0!
Subtotal	0		#VALUE!		0				#VALUE!			#VALUE!
Commissioners - Health Benefits - Annual Cost												
Single Coverage	None		#VALUE!		#VALUE!				#VALUE!		#VALUE!	#VALUE!
Parent & Child			-		-		-		-		-	#DIV/0!
Employee & Spouse (or Partner)			-		-		-		-		-	#DIV/0!
Family			-		-		-		-		-	#DIV/0!
Employee Cost Sharing Contribution (enter as negative -)												#DIV/0!
Subtotal	0		#VALUE!		0				#VALUE!			#VALUE!
Retirees - Health Benefits - Annual Cost												
Single Coverage			-		-		-		-		-	#DIV/0!
Parent & Child			-		-		-		-		-	#DIV/0!
Employee & Spouse (or Partner)			-		-		-		-		-	#DIV/0!
Family			-		-		-		-		-	#DIV/0!
Employee Cost Sharing Contribution (enter as negative -)												#DIV/0!
Subtotal	0		#VALUE!		0				#VALUE!			#VALUE!
GRAND TOTAL	0		#VALUE!		0		\$		#VALUE!		#VALUE!	#VALUE!

Is medical coverage provided by the SHBP (Yes or No)?
 Is prescription drug coverage provided by the SHBP (Yes or No)?

2016 AUTHORITY BUDGET

Financial Schedules Section

2016 Budget Summary

WOODBRIDGE REDEVELOPMENT AGENCY
 For the Period July 1, 2015 to June 30, 2016

	Proposed Budget						Total All Operations	Current Year Adopted Budget Operations	\$ Increase (Decrease) Proposed vs. Current Year	% Increase (Decrease) Proposed vs. Current Year						
	Operation #1		Operation #2		Operation #3						Operation #4		Operation #5		Operation #6	
	\$	-	\$	-	\$	-					\$	-	\$	-	\$	-
REVENUES																
Total Operating Revenues	\$ 55,000	\$ -	\$ -	\$ -	\$ -	\$ -	\$ 55,000	\$ 100,000	\$ (45,000)	-45.0%						
Total Non-Operating Revenues	150,100	-	-	-	-	-	150,100	50,200	99,900	199.0%						
Total Anticipated Revenues	205,100	-	-	-	-	-	205,100	150,200	54,900	36.6%						
APPROPRIATIONS																
Total Administration	162,200	-	-	-	-	-	162,200	158,634	3,566	2.2%						
Total Cost of Providing Services	100,700	-	-	-	-	-	100,700	96,000	4,700	4.9%						
Total Principal Payments on Debt Service in Lieu of Depreciation	-	-	-	-	-	-	-	-	-	#DIV/0!						
Total Operating Appropriations	262,900	-	-	-	-	-	262,900	254,634	8,266	3.2%						
Total Interest Payments on Debt	-	-	-	-	-	-	-	-	-	#DIV/0!						
Total Other Non-Operating Appropriations	-	-	-	-	-	-	-	-	-	#DIV/0!						
Total Non-Operating Appropriations	-	-	-	-	-	-	-	-	-	#DIV/0!						
Accumulated Deficit	-	-	-	-	-	-	-	-	-	#DIV/0!						
Total Appropriations and Accumulated Deficit	262,900	-	-	-	-	-	262,900	254,634	8,266	3.2%						
Less: Total Unrestricted Net Position Utilized	57,800	-	-	-	-	-	57,800	104,434	(46,634)	-44.7%						
Net Total Appropriations	205,100	-	-	-	-	-	205,100	150,200	54,900	36.6%						
ANTICIPATED SURPLUS (DEFICIT)	\$ -	\$ -	\$ -	\$ -	\$ -	\$ -	\$ -	\$ -	\$ -	#DIV/0!						

2016 Revenue Schedule

WOODBIDGE REDEVELOPMENT AGENCY

For the Period July 1, 2015 to June 30, 2016

	<i>Proposed Budget</i>						<i>Current Year</i>	<i>\$ Increase</i>	<i>% Increase</i>
	<i>Operation</i>						<i>Adopted Budget</i>	<i>(Decrease)</i>	<i>(Decrease)</i>
	#1	Operation #2	#3	#4	#5	#6	Total All Operations	Proposed vs. Current Year	Proposed vs. Current Year
							Total All Operations	All Operations	All Operations
OPERATING REVENUES									
<i>Service Charges</i>									
Residential						\$ -	\$ -	\$ -	#DIV/0!
Business/Commercial						-	-	-	#DIV/0!
Industrial						-	-	-	#DIV/0!
Intergovernmental						-	-	-	#DIV/0!
Other						-	-	-	#DIV/0!
Total Service Charges						-	-	-	#DIV/0!
<i>Connection Fees</i>									
Residential						-	-	-	#DIV/0!
Business/Commercial						-	-	-	#DIV/0!
Industrial						-	-	-	#DIV/0!
Intergovernmental						-	-	-	#DIV/0!
Other						-	-	-	#DIV/0!
Total Connection Fees						-	-	-	#DIV/0!
<i>Parking Fees</i>									
Meters						-	-	-	#DIV/0!
Permits						-	-	-	#DIV/0!
Fines/Penalties						-	-	-	#DIV/0!
Other						-	-	-	#DIV/0!
Total Parking Fees						-	-	-	#DIV/0!
<i>Other Operating Revenues (List)</i>									
Application Fees	30,000					30,000	30,000	-	0.0%
Administrative Fees - Prologis	25,000					25,000	25,000	-	0.0%
Administrative Fees - Scannell	-					-	45,000	(45,000)	-100.0%
Other Revenue 4						-	-	-	#DIV/0!
Total Other Revenue	55,000					55,000	100,000	(45,000)	-45.0%
Total Operating Revenues	55,000					55,000	100,000	(45,000)	-45.0%
NON-OPERATING REVENUES									
<i>Grants & Entitlements (List)</i>									
Grant #1						-	-	-	#DIV/0!
Grant #2						-	-	-	#DIV/0!
Grant #3						-	-	-	#DIV/0!
Grant #4						-	-	-	#DIV/0!
Total Grants & Entitlements						-	-	-	#DIV/0!
<i>Local Subsidies & Donations (List)</i>									
Township Reimbursement	150,000					150,000	50,000	100,000	200.0%
Local Subsidy #2						-	-	-	#DIV/0!
Local Subsidy #3						-	-	-	#DIV/0!
Local Subsidy #4						-	-	-	#DIV/0!
Total Local Subsidies & Donations	150,000					150,000	50,000	100,000	200.0%
<i>Interest on Investments & Deposits</i>									
Investments	100					100	200	(100)	-50.0%
Security Deposits						-	-	-	#DIV/0!
Penalties						-	-	-	#DIV/0!
Other Investments						-	-	-	#DIV/0!
Total Interest	100					100	200	(100)	-50.0%
<i>Other Non-Operating Revenues (List)</i>									
Other Non-Operating #1						-	-	-	#DIV/0!
Other Non-Operating #2						-	-	-	#DIV/0!
Other Non-Operating #3						-	-	-	#DIV/0!
Other Non-Operating #4						-	-	-	#DIV/0!
Total Non-Operating Revenues	150,100					150,100	50,200	99,900	199.0%
TOTAL ANTICIPATED REVENUES	\$ 205,100	\$ -	\$ -	\$ -	\$ -	\$ 205,100	\$ 150,200	\$ 54,900	36.6%

2015 Revenue Schedule

WOODBRIIDGE REDEVELOPMENT AGENCY

For the Period July 1, 2015 to June 30, 2016

Current Year Adopted Budget

	Operation #1	Operation #2	Operation #3	Operation #4	Operation #5	Operation #6	Total All Operations
OPERATING REVENUES							
<i>Service Charges</i>							
Residential							\$ -
Business/Commercial							-
Industrial							-
Intergovernmental							-
Other							-
Total Service Charges	-	-	-	-	-	-	-
<i>Connection Fees</i>							
Residential							-
Business/Commercial							-
Industrial							-
Intergovernmental							-
Other							-
Total Connection Fees	-	-	-	-	-	-	-
<i>Parking Fees</i>							
Meters							-
Permits							-
Fines/Penalties							-
Other							-
Total Parking Fees	-	-	-	-	-	-	-
<i>Other Operating Revenues (List)</i>							
Application Fees	30,000						30,000
Administrative Fees - Prologis	25,000						25,000
Administrative Fees - Scannell	45,000						45,000
Other Revenue 4							-
Total Other Revenue	100,000	-	-	-	-	-	100,000
Total Operating Revenues	100,000	-	-	-	-	-	100,000
NON-OPERATING REVENUES							
<i>Grants & Entitlements (List)</i>							
Grant #1							-
Grant #2							-
Grant #3							-
Grant #4							-
Total Grants & Entitlements	-	-	-	-	-	-	-
<i>Local Subsidies & Donations (List)</i>							
Township Reimbursement	50,000						50,000
Local Subsidy #2							-
Local Subsidy #3							-
Local Subsidy #4							-
Total Local Subsidies & Donations	50,000	-	-	-	-	-	50,000
<i>Interest on Investments & Deposits</i>							
Investments	200						200
Security Deposits							-
Penalties							-
Other Investments							-
Total Interest	200	-	-	-	-	-	200
<i>Other Non-Operating Revenues (List)</i>							
Other Non-Operating #1							-
Other Non-Operating #2							-
Other Non-Operating #3							-
Other Non-Operating #4							-
Total Non-Operating Revenues	-	-	-	-	-	-	-
Total Non-Operating Revenues	50,200	-	-	-	-	-	50,200
TOTAL ANTICIPATED REVENUES	\$ 150,200	\$ -	\$ -	\$ -	\$ -	\$ -	\$ 150,200

2016 Appropriations Schedule

WOODBIDGE REDEVELOPMENT AGENCY

For the Period July 1, 2015 to June 30, 2016

	Proposed Budget						Current Year Adopted Budget	\$ Increase (Decrease) Proposed vs. Current Year	% Increase (Decrease) Proposed vs. Current Year	
	Operation		Operation		Operation	Total All	Total All Operations	All Operations	All Operations	
	Operation #1	#2	Operation #3	#4	#5	#6				Operations
OPERATING APPROPRIATIONS										
<i>Administration - Personnel</i>										
Salary & Wages	\$ 157,200						\$ 157,200	\$ 153,634	\$ 3,566	2.3%
Fringe Benefits							-	-	-	#DIV/0!
Total Administration - Personnel	157,200	-	-	-	-	-	157,200	153,634	3,566	2.3%
<i>Administration - Other (List)</i>										
Other Admin Expense #1							-	-	-	#DIV/0!
Other Admin Expense #2							-	-	-	#DIV/0!
Other Admin Expense #3							-	-	-	#DIV/0!
Other Admin Expense #4							-	-	-	#DIV/0!
Miscellaneous Administration*	5,000						5,000	5,000	-	0.0%
Total Administration - Other	5,000	-	-	-	-	-	5,000	5,000	-	0.0%
Total Administration	162,200	-	-	-	-	-	162,200	158,634	3,566	2.2%
<i>Cost of Providing Services - Personnel</i>										
Salary & Wages							-	-	-	#DIV/0!
Fringe Benefits							-	-	-	#DIV/0!
Total COPS - Personnel							-	-	-	#DIV/0!
<i>Cost of Providing Services - Other (List)</i>										
Professionals	94,700						94,700	90,000	4,700	5.2%
Other COPS Expense #2							-	-	-	#DIV/0!
Other COPS Expense #3							-	-	-	#DIV/0!
Other COPS Expense #4							-	-	-	#DIV/0!
Miscellaneous COPS*	6,000						6,000	6,000	-	0.0%
Total COPS - Other	100,700	-	-	-	-	-	100,700	96,000	4,700	4.9%
Total Cost of Providing Services	100,700	-	-	-	-	-	100,700	96,000	4,700	4.9%
Total Principal Payments on Debt Service in Lieu of Depreciation							-	-	-	#DIV/0!
Total Operating Appropriations	262,900	-	-	-	-	-	262,900	254,634	8,266	3.2%
NON-OPERATING APPROPRIATIONS										
Total Interest Payments on Debt							-	-	-	#DIV/0!
Operations & Maintenance Reserve							-	-	-	#DIV/0!
Renewal & Replacement Reserve							-	-	-	#DIV/0!
Municipality/County Appropriation							-	-	-	#DIV/0!
Other Reserves							-	-	-	#DIV/0!
Total Non-Operating Appropriations							-	-	-	#DIV/0!
TOTAL APPROPRIATIONS	262,900	-	-	-	-	-	262,900	254,634	8,266	3.2%
ACCUMULATED DEFICIT										
TOTAL APPROPRIATIONS & ACCUMULATED DEFICIT	262,900	-	-	-	-	-	262,900	254,634	8,266	3.2%
UNRESTRICTED NET POSITION UTILIZED										
Municipality/County Appropriation							-	-	-	#DIV/0!
Other	57,800						57,800	104,434	(46,634)	-44.7%
Total Unrestricted Net Position Utilized	57,800	-	-	-	-	-	57,800	104,434	(46,634)	-44.7%
TOTAL NET APPROPRIATIONS	\$ 205,100	\$ -	\$ -	\$ -	\$ -	\$ -	\$ 205,100	\$ 150,200	\$ 54,900	36.6%

* Miscellaneous line items may not exceed 5% of total operating appropriations shown below. If amount in miscellaneous is greater than the amount shown below, then the line item must be itemized above.

5% of Total Operating Appropriations \$ 13,145.00 \$ - \$ - \$ - \$ - \$ - \$ - \$ 13,145.00

2015 Appropriations Schedule

WOODBRIIDGE REDEVELOPMENT AGENCY

For the Period July 1, 2015 to June 30, 2016

Current Year Adopted Budget

	Operation #1	Operation #2	Operation #3	Operation #4	Operation #5	Operation #6	Total All Operations
OPERATING APPROPRIATIONS							
<i>Administration - Personnel</i>							
Salary & Wages	\$ 153,634						\$ 153,634
Fringe Benefits							-
Total Administration - Personnel	153,634	-	-	-	-	-	153,634
<i>Administration - Other (List)</i>							
Other Admin Expense #1							-
Other Admin Expense #2							-
Other Admin Expense #3							-
Other Admin Expense #4							-
Miscellaneous Administration*	5,000						5,000
Total Administration - Other	5,000	-	-	-	-	-	5,000
Total Administration	158,634	-	-	-	-	-	158,634
<i>Cost of Providing Services - Personnel</i>							
Salary & Wages							-
Fringe Benefits							-
Total COPS - Personnel	-	-	-	-	-	-	-
<i>Cost of Providing Services - Other (List)</i>							
Professionals	90,000						90,000
Other COPS Expense #2							-
Other COPS Expense #3							-
Other COPS Expense #4							-
Miscellaneous COPS*	6,000						6,000
Total COPS - Other	96,000	-	-	-	-	-	96,000
Total Cost of Providing Services	96,000	-	-	-	-	-	96,000
Total Principal Payments on Debt Service in Lieu of Depreciation							-
Total Operating Appropriations	254,634	-	-	-	-	-	254,634
NON-OPERATING APPROPRIATIONS							
Total Interest Payments on Debt							-
Operations & Maintenance Reserve							-
Renewal & Replacement Reserve							-
Municipality/County Appropriation							-
Other Reserves							-
Total Non-Operating Appropriations	-	-	-	-	-	-	-
TOTAL APPROPRIATIONS	254,634	-	-	-	-	-	254,634
ACCUMULATED DEFICIT							-
TOTAL APPROPRIATIONS & ACCUMULATED DEFICIT	254,634	-	-	-	-	-	254,634
UNRESTRICTED NET POSITION UTILIZED							
Municipality/County Appropriation							-
Other	104,434						104,434
Total Unrestricted Net Position Utilized	104,434	-	-	-	-	-	104,434
TOTAL NET APPROPRIATIONS	\$ 150,200	\$ -	\$ -	\$ -	\$ -	\$ -	\$ 150,200

* Miscellaneous line items may not exceed 5% of total operating appropriations shown below. If amount in miscellaneous is greater than the amount shown below, then the line item must be itemized above.

5% of Total Operating Appropriations ##### \$ - \$ - \$ - \$ - \$ - \$ - \$ 12,731.70

5 Year Debt Service Schedule - Principal

WOODBRIIDGE REDEVELOPMENT AGENCY

	Current Year (2014)	<i>Fiscal Year Beginning in</i>					Total Principal Outstanding	
		2015	2016	2017	2018	2019		2020
Operation #1								
Debt Issuance #1								
Debt Issuance #2								
Debt Issuance #3								
Debt Issuance #4								
Total Principal								\$
Operation #2								
Debt Issuance #1								
Debt Issuance #2								
Debt Issuance #3								
Debt Issuance #4								
Total Principal								
Operation #3								
Debt Issuance #1								
Debt Issuance #2								
Debt Issuance #3								
Debt Issuance #4								
Total Principal								
Operation #4								
Debt Issuance #1								
Debt Issuance #2								
Debt Issuance #3								
Debt Issuance #4								
Total Principal								
Operation #5								
Debt Issuance #1								
Debt Issuance #2								
Debt Issuance #3								
Debt Issuance #4								
Total Principal								
Operation #6								
Debt Issuance #1								
Debt Issuance #2								
Debt Issuance #3								
Debt Issuance #4								
Total Principal								
TOTAL PRINCIPAL ALL OPERATIONS	\$							\$

Indicate the Authority's most recent bond rating and the year of the rating by ratings service

	<u>Moody's</u>	<u>Fitch</u>	<u>Standard & Poors</u>
Bond Rating			
Year of Last Rating			

5 Year Debt Service Schedule - Interest

WOODBRIDGE REDEVELOPMENT AGENCY

Fiscal Year Beginning in

	Current Year (2014)	2015	2016	2017	2018	2019	2020	Thereafter	Total Interest Payments Outstanding
Operation #1									
Debt Issuance #1									\$
Debt Issuance #2									
Debt Issuance #3									
Debt Issuance #4									
Total Interest Payments									
Operation #2									
Debt Issuance #1									
Debt Issuance #2									
Debt Issuance #3									
Debt Issuance #4									
Total Interest Payments									
Operation #3									
Debt Issuance #1									
Debt Issuance #2									
Debt Issuance #3									
Debt Issuance #4									
Total Interest Payments									
Operation #4									
Debt Issuance #1									
Debt Issuance #2									
Debt Issuance #3									
Debt Issuance #4									
Total Interest Payments									
Operation #5									
Debt Issuance #1									
Debt Issuance #2									
Debt Issuance #3									
Debt Issuance #4									
Total Interest Payments									
Operation #6									
Debt Issuance #1									
Debt Issuance #2									
Debt Issuance #3									
Debt Issuance #4									
Total Interest Payments									
TOTAL INTEREST ALL OPERATIONS	\$	\$	\$	\$	\$	\$	\$	\$	\$

2016 Net Position Reconciliation

WOODBIDGE REDEVELOPMENT AGENCY

For the Period July 1, 2015 to June 30, 2016

	Proposed Budget						Total All Operations
	Operation #1	#2	#3	#4	#5	#6	
TOTAL NET POSITION BEGINNING OF CURRENT YEAR (1)	\$ 2,757,559						\$2,757,559
Less: Invested in Capital Assets, Net of Related Debt (1)							-
Less: Restricted for Debt Service Reserve (1)							-
Less: Other Restricted Net Position (1)	2,642,716						2,642,716
Total Unrestricted Net Position (1)	114,843						114,843
Less: Designated for Non-Operating Improvements & Repairs							-
Less: Designated for Rate Stabilization							-
Less: Other Designated by Resolution							-
Plus: Accrued Unfunded Pension Liability (1)							-
Plus: Accrued Unfunded Other Post-Employment Benefit Liability (1)							-
Plus: Estimated Income (Loss) on Current Year Operations (2)	130,000						130,000
Plus: Other Adjustments (attach schedule)							-
UNRESTRICTED NET POSITION AVAILABLE FOR USE IN PROPOSED BUDGET	244,843						244,843
Unrestricted Net Position Utilized to Balance Proposed Budget	57,800						57,800
Unrestricted Net Position Utilized in Proposed Capital Budget	-						-
Appropriation to Municipality/County (3)	-						-
Total Unrestricted Net Position Utilized in Proposed Budget	57,800						57,800
PROJECTED UNRESTRICTED UNDESIGNATED NET POSITION AT END OF YEAR	\$ 187,043	\$ -	\$ -	\$ -	\$ -	\$ -	\$ 187,043

(1) Total of all operations for this line item must agree to audited financial statements.

(2) Include budgeted and unbudgeted use of unrestricted net position in the current year's operations.

(3) Amount may not exceed 5% of total operating appropriations. See calculation below.

Maximum Allowable Appropriation to Municipality/County \$ 13,145 \$ - \$ - \$ - \$ - \$ - \$ 13,145
 (4) If Authority is projecting a deficit for any operation at the end of the budget period, the Authority must attach a statement explaining its plan to reduce the deficit, including the timeline for elimination of the deficit, if not already detailed in the budget narrative section.

2016
Woodbridge
Redevelopment
Agency
(Name)

AUTHORITY
CAPITAL
BUDGET/
PROGRAM

2016 CERTIFICATION OF AUTHORITY CAPITAL BUDGET/PROGRAM


Woodbridge Redevelopment Agency
(Name)

FISCAL YEAR: FROM: July 1, 2015 TO: June 30, 2016

It is hereby certified that the Authority Capital Budget/Program annexed hereto is a true copy of the Capital Budget/Program approved, pursuant to N.J.A.C. 5:31-2.2, along with the Annual Budget, by the governing body of the Woodbridge Redevelopment Agency, on the 5th day of May, 2015.

OR

It is hereby certified that the governing body of the Woodbridge Redevelopment Agency have elected **NOT** to adopt a Capital Budget /Program for the aforesaid fiscal year, pursuant to N.J.A.C. 5:31-2.2 for the following reason(s): _____

Officer's Signature:			
Name:	Heather LaMotta		
Title:	Secretary		
Address:	Woodbridge Redevelopment Agency One Main Street Woodbridge, NJ, 07095		
Phone Number:	732-602-6006	Fax Number:	732-602-6016
E-mail address	heather.lamotta@twp.woodbridge.nj.us		

2016 CAPITAL BUDGET/PROGRAM MESSAGE

Woodbridge Redevelopment Agency (Name)

FISCAL YEAR: FROM: July 1, 2015 TO: June 30, 2016

1. Has each municipality or county affected by the actions of the authority participated in the development of the capital plan and reviewed or approved the plans or projects included within the Capital Budget/Program?

Yes.

2. Has each capital project/project financing been developed from a specific capital improvement plan or report; does it include full lifecycle costs; and is it consistent with appropriate elements of Master Plans or other plans in the jurisdiction(s) served by the authority?

Yes

3. Has a long-term (10-20 years) infrastructure needs assessment or other capital plan with a horizon beyond six years been prepared?

No, a short term plan for the next 5 years has been developed.

4. Describe the projected impact of the proposed capital projects, including impact on the schedule of rates, fees, and service charges and the impact on current and future year's schedules.

The proposed capital projects have been fully funded through proceeds received from the sale of land to the Township.

5. Please indicate which capital projects/project financings are being undertaken in the Metropolitan or Suburban Planning Areas as defined in the State Development and Redevelopment Plan.

Not Applicable

6. Please indicate which capital projects/project financings are being undertaken within the boundary of a State Planning Commission-designated Center and/or Endorsed Plan and if the project was included in the Plan Implementation Agenda for that Center/Endorsed Plan.

Not Applicable

Add additional sheets if necessary.

2016 Proposed Capital Budget

WOODBRIIDGE REDEVELOPMENT AGENCY

For the Period July 1, 2015 to June 30, 2016

	Estimated Total Cost	Funding Sources				
		Unrestricted Net Position Utilized	Renewal & Replacement Reserve	Debt Authorization	Capital Grants	Other Sources
<i>Operation #1</i>						
Construction of Affordable Housing	\$ 2,350,000					\$ 2,350,000
Affordable Housing Property Acquisition	250,000					250,000
Project C Description	-					
Project D Description	-					
Total	2,600,000	-	-	-	-	2,600,000
<i>Operation #2</i>						
Project A Description	-					
Project B Description	-					
Project C Description	-					
Project D Description	-					
Total	-	-	-	-	-	-
<i>Operation #3</i>						
Project A Description	-					
Project B Description	-					
Project C Description	-					
Project D Description	-					
Total	-	-	-	-	-	-
<i>Operation #4</i>						
Project A Description	-					
Project B Description	-					
Project C Description	-					
Project D Description	-					
Total	-	-	-	-	-	-
<i>Operation #5</i>						
Project A Description	-					
Project B Description	-					
Project C Description	-					
Project D Description	-					
Total	-	-	-	-	-	-
<i>Operation #6</i>						
Project A Description	-					
Project B Description	-					
Project C Description	-					
Project D Description	-					
Total	-	-	-	-	-	-
TOTAL PROPOSED CAPITAL BUDGET	\$ 2,600,000	\$ -	\$ -	\$ -	\$ -	\$ 2,600,000

Enter brief description of up to four projects for each operation above. For operations with more than four budgeted projects, please attach additional schedules. Input total amount of all projects for the operation on single line and enter "See Attached Schedule" instead of project description.

5 Year Capital Improvement Plan

WOODBRIIDGE REDEVELOPMENT AGENCY

For the Period July 1, 2015 to June 30, 2016

Fiscal Year Beginning in

	Estimated Total Cost	Current Year Proposed Budget	2016	2017	2018	2019	2020
Operation #1							
Construction of Affordable Housing	\$ 2,350,000	\$ 2,350,000					
Affordable Housing Property Acquisition	250,000	250,000					
Project C Description	-	-					
Project D Description	-	-					
Total	2,600,000	2,600,000	-	-	-	-	-
Operation #2							
Project A Description	-	-					
Project B Description	-	-					
Project C Description	-	-					
Project D Description	-	-					
Total	-	-	-	-	-	-	-
Operation #3							
Project A Description	-	-					
Project B Description	-	-					
Project C Description	-	-					
Project D Description	-	-					
Total	-	-	-	-	-	-	-
Operation #4							
Project A Description	-	-					
Project B Description	-	-					
Project C Description	-	-					
Project D Description	-	-					
Total	-	-	-	-	-	-	-
Operation #5							
Project A Description	-	-					
Project B Description	-	-					
Project C Description	-	-					
Project D Description	-	-					
Total	-	-	-	-	-	-	-
Operation #6							
Project A Description	-	-					
Project B Description	-	-					
Project C Description	-	-					
Project D Description	-	-					
Total	-	-	-	-	-	-	-
TOTAL	\$ 2,600,000	\$ 2,600,000	\$ -	\$ -	\$ -	\$ -	\$ -

Project descriptions entered on Page CB-3 will carry forward to Pages CB-4 and CB-5. No need to re-enter project descriptions above.

5 Year Capital Improvement Plan Funding Sources

WOODBRIIDGE REDEVELOPMENT AGENCY

For the Period July 1, 2015 to June 30, 2016

	Estimated Total Cost	Funding Sources				
		Unrestricted Net Position Utilized	Renewal & Replacement Reserve	Debt Authorization	Capital Grants	Other Sources
<i>Operation #1</i>						
Construction of Affordable Housing	\$ 2,350,000					\$ 2,350,000
Affordable Housing Property Acquisitio	250,000					250,000
Project C Description	-					
Project D Description	-					
Total	2,600,000	-	-	-	-	2,600,000
<i>Operation #2</i>						
Project A Description	-					
Project B Description	-					
Project C Description	-					
Project D Description	-					
Total	-	-	-	-	-	-
<i>Operation #3</i>						
Project A Description	-					
Project B Description	-					
Project C Description	-					
Project D Description	-					
Total	-	-	-	-	-	-
<i>Operation #4</i>						
Project A Description	-					
Project B Description	-					
Project C Description	-					
Project D Description	-					
Total	-	-	-	-	-	-
<i>Operation #5</i>						
Project A Description	-					
Project B Description	-					
Project C Description	-					
Project D Description	-					
Total	-	-	-	-	-	-
<i>Operation #6</i>						
Project A Description	-					
Project B Description	-					
Project C Description	-					
Project D Description	-					
Total	-	-	-	-	-	-
TOTAL	\$ 2,600,000	\$ -	\$ -	\$ -	\$ -	\$ 2,600,000
Total 5 Year Plan per CB-4	\$ 2,600,000					
Balance check		- If amount is other than zero, verify that projects listed above match projects listed on CB-4.				

Project descriptions entered on Page CB-3 will carry forward to Pages CB-4 and CB-5. No need to re-enter project descriptions above.